



**Science**

Physics

1. Write the law of reflection of light with the help of Ray diagram and also write some important term.
2. Draw ray diagram in concave and convex mirror.
3. Draw all image formed by concave mirror and concave and convex mirror.
4. Write sign convention of concave and convex mirror.

Chemistry

5. What is chemical section? Write the all types of chemical reaction with the help of at least two example.

Biology

6. Draw the label diagram of structure of leaf.
7. Write the mechanism of photosynthesis.
8. Draw the label diagram of digestive system of human.
9. For Viva test Chapter according to Term -1 exam Portion.

**Social Science**

1. Draw the given figure and write about the unification of Germany and Italy.



2. Draw the tree of resources (figure 1.2 given below) and define Natural resource, biotic, abiotic, renewable and non-renewable, individual, community, national, international potential, developed, stock and reserves.

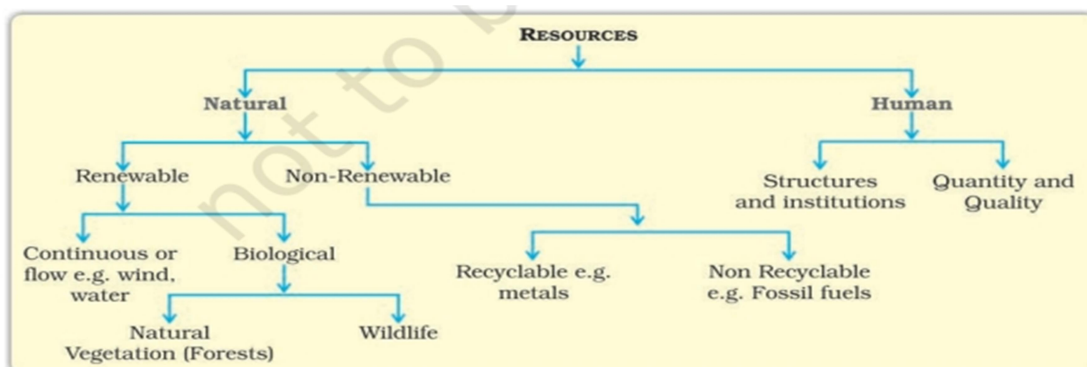
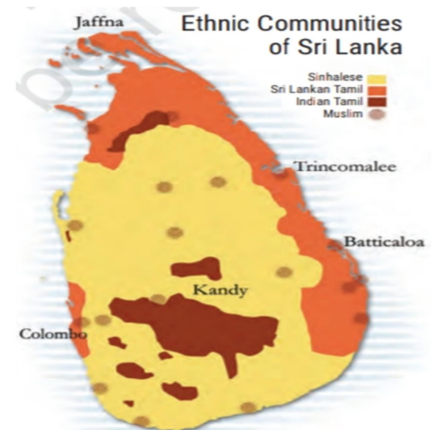
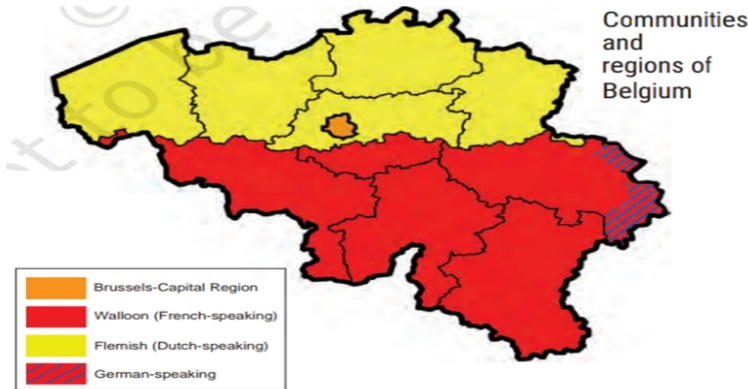


Fig. 1.2: Classification of resources

- Locate the types of soil on the map of India and write about in brief (Alluvial, Red and Yellow, Black, Laterite and Arid Soil)



- Draw the picture on project copy and write Composition of Ethnic Communities of Belgium and Srilanka.



For Viva test Chapter according to Term -1 exam Portion.

### Mathematics

- Prove that Educlid's Division Lemma algebraically by taking A & B are two positive integers.
- Prove that every positive integers different from 1 can be expressed as a product of a non-negative power of 2 and an odd number.
- Define the polynomials. Write its classification with definition.
- Take fine examples of linear equation and draw the graph.
- Take six examples of quadratic polynomials. Draw their graphs and write the observations.
- Take three examples of cubic polynomials. Draw the graph and write their observation.
- For Viva test Chapter – 1, 2 & 10

### हिंदी

- ईश्वर के दस अवतारों का चित्रण करते हुए उसका अलग-अलग वर्णन करें। (दस अवतारों को अलग-अलग पृष्ठ पर बनाएं )
- खेत में हल चलाते हुए गरीब किसान का चित्र बनाते हुए उनके कठिनाइयों एवं परिस्थितियों का वर्णन करें | For Viva test Chapter according to Term -1 exam Portion.

### English Literature

1. Complete the fair copy of the chapter.
  - (i) A letter to God. (Prose)
  - (ii) Dust of snow. (Poem)
  - (iii) Fire and tree (Poem)
  - (iv) Nelson Mandela long walk to freedom (Prose)
2. Writing – page No. 12 of the chapter – 1
3. Writing third – III page no. 27 of the chapter – 2
4. Speaking – page no. page no. 26 of the chapter – 2
5. Project – what you can do. Page no. 28 of the chapter -2

### English Grammar

6. Prepare a chart of – the use of tense.  
Note: Divide each tense in four kinds and write at least three uses of each kind with one or two examples.
7. Write and learn sentences (at least 10 sentences) which are used as communication during the period of
  - (i) Assembly
  - (ii) Lunch
  - (iii) class-roomNote:- you can make imperative, interrogative or assertive sentence.
8. Write a short story in about 120-150 words based on the message “As you sow, so you reap” or “Fortune favours the Brave”.
9. Comprehension – exercise 1 and 2 page no. 345-347.